

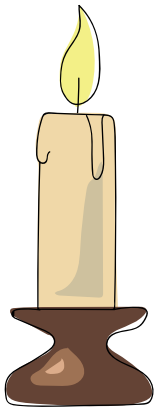


THE WAY

autumn 2021



WHAT'S INSIDE

1

Introduction

2

Student Articles

7

Reviews and Short Stories

10

Yummy Recipes

12

Poetry

13

Student Artwork

14

Interview



INTRODUCTION

Welcome to the 'Halloween Edition' of MCA's The Way.

Now that we're back (and stronger than ever) students and staff alike have come together to create this spooky mini magazine to showcase student work, inspire you, make you laugh, and get you thinking.

Right in time for the spooky season.

Happy Halloween.

A magazine written by students, for students.



STUDENT ARTICLES

THE WAY WRITING COMPETITION

The Way would like to introduce its first writing competition!

In keeping with our spooky theme this term, we'd like to invite students of MCA to compete in a creepy, creative and inspiring writing competition.

The details

With its closing date of November 12th 2021 The Way's Halloween competition invites scary prose and spooky poems. The Way is looking for spooky symbolism and gothic tales with strong visualisation and a bold writing style.

Short stories may be between 500 and 1000 words, and flash fiction between 100 and 400 words. Poems may be any length. In both cases judges will be looking for interesting and original takes on the Halloween competition theme.

The prizes

1st Place: A copy of 'The Monsters of Rookhaven' described as "A thought-provoking, chilling and beautifully written novel, Padraig Kenny's The Monsters of Rookhaven, stunningly illustrated by Edward Bettison, explores difference and empathy through the eyes of characters you won't want to let go" and your writing published in The Way Magazine.

2nd Place: A goody bag of halloween treats and your writing published in The Way Magazine.

3rd Place: Your writing published in The Way Magazine

All entries must be submitted by 12th November 2021 and sent to school.magazine@mca.manchester.sch.uk



PUMPKIN CARVING

Pumpkins have long been seen as a symbol of halloween. Every year farms host pumpkin picking festivities and supermarkets sell out almost immediately. For a more in depth insight into how the tradition of carving pumpkins came about, read our feature on Halloween traditions.

Carving a pumpkin can be more than just a toothless grin and a tea light. Pumpkin carving has become its own art form, with designs taking on professional levels.

How to carve the perfect pumpkin:

1. Choose a large pumpkin and use a sharp serrated knife to cut off the crown.
2. Using a large serving spoon, scoop out the seeds and fibres and discard. Then remove some of the flesh. Try our roasted pumpkin seeds recipe for a tasty snack.
3. With a marker pen, draw your design onto the pumpkin. Use a small serrated knife to cut out the eyes, nose and mouth. Always cut away from you in case the knife slips. Dispose of the leftover bits of pumpkin.
4. Pop a tea light carefully inside the pumpkin, light it and replace the crown.

Designing Your Pumpkin

As previously stated, pumpkins don't just need to have scary faces. This comes from an old Irish myth about Stingy Jack, who tricked the Devil for his own monetary gain. When Jack died, God didn't allow him into heaven, and the Devil didn't let him into hell, so Jack was sentenced to roam the earth for eternity. In Ireland, people started to carve demonic faces out of turnips to frighten away Jack's wandering soul (this is why you sometimes hear pumpkins called Jack-O-Lanterns). Nowadays we aren't so worried about Jack's wandering soul and pumpkins are used as canvases with much more complicated and unique designs. Here are some ideas for your own carved canvas...

Character Pumpkins: Turn your pumpkin into a well known character for a humorous take on the face tradition.

Animal pumpkins: A witches cat would be the obvious choice but Halloween shouldn't just be exclusive to our feline friends. Use a stencil to carve out a critter.

Pumpkin vase: You don't even need to carve out a pumpkin for it to make a statement. Scoop out the pumpkins innards and fill with flowers (presumably dead ones) and place somewhere your guests can admire.

Hungry Pumpkin: Pumpkins come in all shapes and sizes. Carve your scary face with a wide and vicious

looking mouth and place a tiny, fearful pumpkin inside. You'll quickly set a spooky scene.

Trick or Treat: Words can be just as scary as images or perhaps you want a humorous 'Boo!' on your pumpkin for a lighter message. Either way, with some careful carving your pumpkin can be a message board to the masses.

If you still need a slight bit of inspiration, here are some pumpkins created by the magazine team themselves!



Take a photo of your pumpkin creations and tag us @ManComAcademy

HALLOWEEN HISTORY

Halloween origins date back to the ancient Celtic festival of Samhain (pronounced sow-in). The Celts, who lived 2,000 years ago, mostly in the area that is now Ireland, the United Kingdom and northern France, celebrated their new year on November 1. This day marked the end of summer and the harvest and the beginning of the dark, cold winter, a time of year that was often associated with human death. Celts believed that on the night before the new year, the boundary between the worlds of the living and the dead became blurred. On the night of October 31 they celebrated Samhain, when it was believed that the ghosts of the dead returned to Earth.

By the 9th century, the influence of Christianity had spread into Celtic lands, where it gradually blended with and supplanted older Celtic rites. In 1000 A.D., the church made November 2 All Souls' Day, a day to honor the dead. It's widely believed today that the church was attempting to replace the Celtic festival of the dead with a related, church-sanctioned holiday.

All Souls' Day was celebrated similarly to Samhain, with big bonfires, parades and dressing up in costumes as saints, angels and devils. The All Saints' Day celebration was also called All-hallows or All-hallowmas (from Middle English Alholowmesse meaning All Saints' Day) and the night before it, the traditional night of Samhain in the Celtic religion, began to be called All-Hallows Eve and, eventually, HALLOWEEN.



HALLOWEEN SUPERSTITIONS

Halloween comes with a lot of superstition and fear, but what's interesting is that in reality the horror and gore we see at Halloween isn't rooted in history.

Black Cats

Why are black cats bad luck? Well...in the Middle Ages, people associated black cats with the devil and deemed them partially responsible for the Black Plague as a result. It was also believed that witches used alley cats as companions and "familiars," animal-shaped spirits that could help witches with their magic. By the time of the Salem Witch Trials, accusers thought witches could turn into cats, typically black ones. One Scottish fairy tale tells of the Cat Sith, a giant black cat that could steal a dead person's soul before gods could take it. But not everyone thinks seeing a black cat cross your path is bad luck. In Germany, a cat that crosses in front of you left to right is actually a sign of good luck.

Jack O' Lanterns

The origin of these special pumpkins begins with an old tale about a drunk farmer named Jack, who tricked the devil and, as a result, couldn't enter heaven or hell after he died. He was forced to wander purgatory with nothing but a turnip, which he made into a lantern using a burning lump of coal the devil gave him from hell. To this day, Jack uses the lantern to guide lost souls, and so he's called "Jack of the Lantern" or "Jack- O'-Lantern." The Irish began a tradition of turning hollow turnips into lights to guide good spirits home, but drew scary faces on them to keep bad spirits away. When Irish community migrated to America, turnips were hard to come by, so they used pumpkins instead.

Spiders

Because of their ability to spin webs, folklore often depicts spiders as storytellers and fortune tellers. When talk of witches began to rise, these stories grew entangled with witchcraft. Spiders supposedly assisted witches in casting spells, and eating a black spider between two slices of buttered bread gave a witch great power. However, medieval superstitions say that if you see a spider on Halloween, it's actually the spirit of a dead loved one watching you. Another superstition held that if a spider falls into a candle-lit lamp and is consumed by the flame, witches are nearby.

Full Moon

The backdrop for many horror movies usually involves an eerie mist over a full moon, but rarely does Halloween coincide with a full moon. The most recent time was actually in 2020, and the next before that was 1955. The next time Halloween falls on a full moon will be in 2039. According to witch lore, magic is supposedly at its most powerful during this stage of the lunar cycle.

Vampires

Stories of nocturnal monsters have origins all over the

world, like the Chinese Jiang Shis, evil spirits that attack people and drain life energy, or blood-sucking demons from India. But when Spanish explorers discovered that some bats actually drink animal blood, the legend of vampires and their animal counterparts grew. The Count Dracula we all know comes from Bram Stoker and his 1897 novel, but centuries older versions of vampires were demonic spirits that didn't look like humans coming back from the dead.

Bats

People would construct large bonfires to dance around and sacrifice animals with. The fire attracted lots of insects, and so bats came out to feast. Bat's blood was also said to be one of the ingredients in witches' drugged ointments. In Medieval times, bats were considered the harbingers of death and suspected to be familiars for witches.

Trick-or-Treating in costumes

In olden times, it was believed that during Halloween, the veil between our world and the spirit world was thinnest, and that the ghosts of the deceased could mingle with the living. The superstition was that the visiting ghosts could disguise themselves in human form, and knock on your door during Halloween asking for food. If you turned them away empty-handed, you risked receiving the wrath of the spirit and being cursed or haunted. Another old myth was that dressing up as a ghoul would fool the evil spirits into thinking that you were one of them so that they would not try to take your soul.

Black and Orange being Halloweens Colours

The traditional Halloween colors of orange and black actually stem from the pagan celebration of autumn and the harvest, with orange symbolizing the colors of the crops and turning leaves, while black marks the "death" of summer and the changing season.

Bobbing for apples

In ancient times, the apple was viewed as a sacred fruit that could be used to predict the future. Bobbing for apples is one of the traditional games used for fortune-telling on Halloween night. It was believed that the first person to pluck an apple from the water-filled bucket without using their hands would be the first to marry. If the bobber lucked out and caught an apple on the first try, it meant that they would experience true love, while those who got an apple after many tries would be fickle in their romantic endeavors. Another myth was that if a girl put her bobbed apple under her pillow on Halloween night, she would dream about her future husband.

Written and Researched by Roxanne Parsons (Year 9)

HALLOWEEN PLAYLIST

You have spooky lights, cobwebs, and a toffee apple station all ready for your Halloween party. But what about that playlist? No offense to all you Swifties, but "Cardigan" is just NOT going to vibe with your bloody vampire costume.

Here's a list of Halloween classics that aren't 'Monster Mash' (Okay fine. One of them is Monster Mash)

1. Monster Mash - Bobby Picket
2. This is Halloween - The Nightmare Before Christmas
3. Ghostbusters - Ray Parker Jr
4. In the Hall of the Mountain King - Edvard Grieg
5. Thriller- Michael Jackson
6. Highway to Hell- AC/DC
7. Hedwig's Theme - Harry Potter and the Philosopher's Stone
8. Danse Macabre - Camille Saint-Saëns
9. Psycho Killer - Talking Heads
10. The Addams Family - film soundtrack
11. Ghost - Ella Henderson
12. Ghost Town - The Specials
13. Goosebumps TV theme

HALLOWEEN PARTY GAMES

Halloween Party Games

When you think of celebrating Halloween, the first thought is of little kids getting dressed up in costumes and going door to door for candy around the neighborhood. But Halloween is not just for kids, it is for adults too. It is a great time to have fun, dress up, and celebrate all of the things that are spooky during this time of year. Here's a list of activities and games that can liven up your party within minutes .

Murder Mystery

A good murder mystery is the perfect Halloween game for those over 11 to play. It is a nice Halloween party theme and a long game all rolled into one.

In order to play this game, you will need a plot which can be written out before the party. It will need to include clues , many people and most importantly a murderer . You will also want to split the guests into teams . Give them each an envelope with all the clues and evidence . At the end each team must present their thoughts on who the murderer is. They will have to back up their statement with evidence , To convince the judge (who will be the host of the party) . The first team to guess the murderer correctly or the team with the best presented evidence (if all guessed correctly) will be the winners . This may take some time to make but will pay off when your party's the topic of the group chat . Here's some ideas of clues that may help you write your story: jewellery, last words , lovers notes , police reports,

finger prints, codes and photos.

Name that Monster

As each of your guests arrive at the party, they will receive the name of a monster written on a piece of paper. This paper will not be read by the guests and will be stuck on their backs.

The players can ask other people questions about the kind of monster they are and the goal is to correctly guess your monster. They should be questions where the answer is either yes or no. Here are some ideas for questions to ask and some ideas for monsters to use.

Questions:

- Do I have sharp teeth?
- Am I alive?
- Do I have fur?
- Am I green?
- Am I invisible?

Monster Examples:

- Vampire
- Mummy
- Ghost
- Werewolf
- Zombie

Written by Brooke Woods (Year 9)



HALLOWEEN FOLKLORE

Halloween is surrounded by spooky stories and folklore. Here are some well-known characters that are popular during this spooky season and their origins.

Witches

Witches were initially thought to be pagans working for the devil. First records of witches were written in the Bible, book of Samuel between 931 BC and 721 BC. They became more popular during the mid-1400s. Accused witches would be tortured and witch hunts would become more and more common. Around the 1500s-1660s, 80,000 witches were put to death in Europe - 80 percent of these were women, thought to be working alongside the devil.

The best known witch trials were the Salem witch trials that took place in Salem, Massachusetts - 1692. Two young girls had been suffering from fits and uncontrolled screaming. Following this, more young women had been reported to be going through the same thing. One of these women had confessed to using black magic and had accused others too. 150 people had been accused and 18 put to death.

Werewolves

Werewolves made early appearances in Greek Mythology. The legend says the Lyacon, son of Pelasgus had angered the god Zeus, which in return Zeus had turned Lyacon and his sons into wolves. Nordic folklore also talks of wolf pelts that would turn a person into a wolf for ten days, a father and son had discovered these pelts leading them to go on a killing rampage in the forest. Many accused werewolves were later found out to be serial killers - they were said to have allied with the devil and have ointment that would turn them into wolves. The idea of people turning to wolves only during full moons has been said that during a full moon, a human brings out their "inner beast" during these times, although connections to the full moon are unclear.

Vampires

Vampires started by the character Count Dracula, thought to be based on Vlad Dracula. They are often described to have pale skin, fangs and consume human blood. They date back to superstitions in the Middle Ages, especially during the plagues. Folklore became widely reported in the 17th and 18th centuries throughout Eastern Europe. These stories then became popularized in England and Germany. Vampires have also become a lot more popular in pop culture. Books, movies and shows surrounding vampires have become classics such as Dracula and Twilight.

Ghosts

Ghosts date back to the first century where Roman authors would write stories of ghost men haunting places. Since then, many reports of ghost sightings have been recorded. It is said that the ghost of Anne Boleyn (wife of Henry VIII) has been seen haunting her tower after being executed in May 1536. Many ghosts are thought to have been assigned to purgatory - a belief in which a soul is temporarily punished before going to heaven.

-Fatema Nazri, Y10

HALLOWEEN BALLOON EXPERIMENT

You will need:

- Baking Soda
- Vinegar
- Empty Water Bottle
- Novelty Balloons
- Measuring Spoons
- Funnel (optional but helpful)

No novelty balloons? Draw your own ghost faces with black markers!

1. Blow up the balloon a bit to stretch it out some. Then use the funnel and teaspoon to add baking soda to the balloon.
2. Fill the water bottles with vinegar halfway.
3. When your balloons are all made, attach to the bottles making sure you have a good seal!
4. Lift up the balloon to put the baking soda into the container of vinegar. Watch the balloon fill up!

Why does the balloon expand?

The science behind this balloon baking soda experiment is the chemical reaction between the base (baking soda) and the acid (vinegar). When the two ingredients combine the balloon experiment gets its lift!

That lift is the gas produced called carbon dioxide or CO₂. The gas fills the space in the plastic container, and then moves up into the balloon because of the tight seal you have created. The balloon inflates because the gas has nowhere else to go!

Here was Ms Tate-Baig's (an English teacher NOT a science teacher- no judgement please) attempt!



10 LAST MINUTE HALLOWEEN COSTUMES

If you haven't spent the year planning and making your halloween costume then what have you been doing? Fear not (well, fear a lot is the end goal) because halloween costumes can be as easy as one, boo, three.

Jellyfish

Get yourself a large umbrella, some fairy lights and some long ribbon. Attach the ribbon and fairy lights so they hang down past your knees. Twirl as you walk for the full underwater effect

Social Butterfly

You're sure to rack up the likes for this creative last-minute costume. Simply put on your normal clothes and add some colorful wings. Then, print some of your favorite social media icons and pin them onto your outfit.

Duct Tape Skeleton

Skeletons love to be stylish and cool. They are hip-ster. Want a costume better than that joke but in keeping with the skeleton theme? Make sure you're wearing all black. Get some white duct tape and trace out the structure of a skeleton. You can go as detailed or as simple as you like. Lay down your black clothes and apply the duct tape with care.

Where's Waldo

Sometimes the best costumes are the most simple. Waldo is a childhood classic for all ages. All you need are some blue jeans, a white and red stripy jumper and some thick black glasses. For that extra something, hide when you arrive. First to find you is the winner.

Smartie Pants

How easy is this? Simply affix a pack of smarties to your jeans for a simple (but genius) last-minute costume. Use glue dots to bring the two elements together without ruining your jeans.

Crayon

Dress in monochrome (one colour) and find some card of the same shade. Take one piece of card and make a cone. Cut some vertical slits to the bottom and fan them out. Attach this to a circle base of the same card. Get some ribbon or string and attach this so the hat fastens under your chin.

Gum-Ball Machine

Anyone with a hot glue gun can cover a plain white t-shirt with pom-poms for a last-minute costume as sweet as bubblegum. Add some red or black jeans and stand in the corner handing out sweets.

Rock, Paper, Scissors

Perfect for the serious procrastinator, all this costume

requires is two buddies, three white t-shirts and some marker pens. If you wanted to be really lazy you could even just write ROCK, PAPER, SCISSORS on the t-shirts instead of drawing the items. Just make sure you don't lose each other - it won't make much sense otherwise

Tourist

Hopefully we'll be able to travel more in the coming year, but until then, we can play tourist. If you're an inexperienced traveler, lean into it — the more maps, sunglasses, and bum bags you have, the better for this Halloween costume. Bonus points if you look lost.

Bunch of grapes

All you need for this costume are some purple balloons and some safety pins to secure them to your clothes. For a finishing touch, cut out some grape leaves from green card and tape or glue them to a hairband.

REVIEWS & SHORT STORIES

STRANGER THINGS REVIEW

Firstly, if you're reading this and haven't already watched Stranger Things... have you been living under a rock? The sci-fi/horror series first appeared on our digital screens in 2016 and sent the world into an alien-fighting frenzy. Even if you haven't watched the series, you'll have seen it referenced in some way: Primark sells Stranger Things apparel and the multiplayer horror game, Dead By Daylight, has featured a Stranger Things chapter. Fans have even been able to visit full scale replicas of locations from the series, like the Starcourt Mall! There's just something about this series, now preparing for a Season 4 release, that makes adults and children alike want more.

So what is 'it'? What is it that means people just can't get enough? What is it that means I'm writing this review five years after the show's release date? Simply put, there's something for everyone when it comes to Stranger Things. It's the perfect blend of science fiction, horror, comedy and 80s nostalgia. The film is peppered with references to 80s culture: the fashion, the music, the cars. Furthermore, the ensemble cast means there's a range of ages represented. Though the main plot focuses on a group of pre-teens, their parents and the local sheriff become heavily involved with the extraterrestrial antics.

Stranger Things explores what it means when something malevolent arrives from another planet and threatens the very existence of humanity. Spare a thought for poor Will Byers, the member of the group who seems to be personally victimized by the monster of the season constantly. The small town of Hawkins, Indiana is a hub for otherworldly activity and government conspiracy, and it falls on a group of young people to save the day.

If you're looking for something to cosy up with this spooky season, something that shows the power young people are capable of wielding whilst offering a few scares, check out Netflix for a Stranger Things binge.

Beware the Demogorgon!

Written by MCA's resident 'spooky expert', Miss Holland (English)



THE SERAPH OF THE END REVIEW

Released on the 4th of April 2015, The Seraph of the End takes place in a post-apocalyptic world where vampires take absolute reign of the human race. This was accomplished by releasing a virus which killed anyone over the age of 13, leaving the children desolate without anyone to care for them, abandoning them as easy prey for the vampires to abduct and feed on as if they were live IV bags. However, one day a family of orphaned children decided to rebel against these vampires and escape back to the real world without knowing the terror ahead...

I discovered this series through Netflix and through

gossip from friends saying how enjoyable it is and how rich and extensive the story is from the very moment the characters are introduced. It is an anime (Japanese cartoon series) so both subtitles and dubbed versions exist, depending on your preference.

The Seraph of the End, also commonly known as Owari no Seraph in Japanese, is a supernatural horror story that I would recommend to anyone over the age of 13, contradicting to the anime as it does have some aspects of gore, however this shouldn't put people off the show due to it having a positive message about friendship, family and perseverance.

Overall my rating of this show would have to be an extremely strong 4 out of 5 skulls due to it having elements of action, horror, romance and the supernatural, as well as how it manages to perfect all of these categories and create an amazing anime for almost all to enjoy. I highly recommend it.

Written by Bence Bodie (Year 10)

THE NIGHTMARE BEFORE CHRISTMAS REVIEW

A well-known classic, The Nightmare Before Christmas.

Originally created in 1993, The Nightmare Before Christmas is a film directed by Henry Selick based on the story written by Tim Burton. It follows Jack Skellington, 'The Pumpkin King', and his slow decline in joy for Halloween due to burn-out and an overall want for some change. His wish is granted when he finds a portal-like-door which teleports him to Christmas Town, a place completely opposite from his normal surroundings. He is mesmerized by the new sights and conjures up a plan, a plan to bring Christmas to Halloween Town.

This movie, despite being so old, STILL remains a classic in Halloween history. It's visuals, story lines and characters are truly both charming yet creepy in their own respective way and it is definitely a good movie to watch for the whole family. I especially like the amount of songs in the movie. From "What's this?" to "This is Halloween", every song in the movie brings its own cheer and excitement, adding dimension to the characters and progressing the story along.

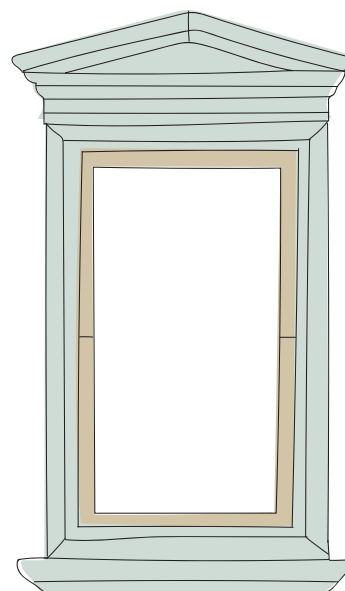
Jack Skellington himself is a very complex character, despite only being a walking, talking, suited skeleton with a ghost dog who has a luminescent nose. We see him sulking about his life, how he's bored of the constant halloween cheer, the longingness for change as well as the desperation for something to make him content again. This may definitely be something anyone can relate to, making this movie a very open minded piece of entertainment that can be an outlet for many. I feel this definitely adds to the story, makes it more personal yet still keeps the happy, lighthearted tone throughout the whole script.

I recommend this movie to anyone, literally. It is a perfect family movie, very lighthearted yet still spooky enough even for older audiences to enjoy. Therefore, it gets a very spooky 5/5 skulls. The Nightmare Before Christmas is the only nightmare I will never want to forget and one that will stick with mankind for decades to come.

TWO SENTENCE SCARY STORIES

You don't need a whole novel or even a whole paragraph to scare a reader silly. Sometimes it just takes a few words...

1. "Go back to sleep!" my mother yelled from the other room. I just lay there shaken and the hands that rattled my bed started slowly retracting into the walls.
2. I constantly heard tapping on my window every night. I live on the 14th floor.
3. I took my dog out for a walk and after 8 years I realised. It wasn't a dog.
4. I heard my mothers soothing voice sing to me as I slept but then it hit me. I moved out 4 years ago.
5. I could hear my father calling me for dinner as I went to the door, something grabbed me from behind. My father sat there shaking saying "I heard it too".
6. My child said she had made a new friend and they were playing in her room. We just moved into the house.
7. There was a picture of me sleeping. I live alone.
8. The last thing I saw was my alarm clock flash 12:07 before darkness surrounded me. Waking up I was relieved it was a dream but saw my clock flashing 12:06.
9. I woke up to the baby monitor playing and could hear a calm voice comforting my child thinking it was my wife. I adjusted it so I could see, but then I felt a sense of fear as my arm brushed up against my wife's arm while she slept.
10. I wake up and everything feels wrong; it's too quiet outside. I look out the window and see everyone standing looking at my house.



SPINE CHILLING SHORT STORIES

Last Year (In what could arguably be called our spookiest year yet) students at MCA took on the challenge of scaring the judges at Young Writers, a writing competition for students aged 11-18 by writing chilling tales with only 500 words. Several of our Year 9 students were published in an anthology of short stories. Here are some of The Way's favorite tales. WARNING: Spooky stories ahead.

Beauty is in the details

Have you ever wondered what it's like to fall in love? Have you ever been in love so much that you would do anything for them?

"Goodnight, Gabriel," Father said while turning off the light,

"Daddy, can you tuck me in?" the son giggled.

"Of Course!" the father said calmly.

As he trudged away, the son whispered, "Daddy, you forgot to check under the bed."

He replied, "Of course, sorry buddy."

He sauntered across the room and looked under...

"Daddy, there's someone on my bed," it said.

The father looked up with bewilderment.

- Marcus Wong (Year 9)

Shrieking

The damp, marshy ground enveloped their feet, sucking them in. The wailing grew louder with every second, begging them to come nearer with each despairing shriek. They walked further. Neither girl recalled going into the forest, they just found themselves there. Their feet sunk deeper. Finally they saw it. The shrieking monster. One of them reached out. But there was only mud. Wet and sticky. It was all around her. Mud, everywhere. It filled her lungs with every breath. She realised that the shrieking was her, begging for someone to save her from the dark pit of marshy, sticky sludge.

- Ray (Year 9)

Dearest Dead Princess

He waited, bored out of his head. What was the big deal about this princess everyone was so scared of? Sure, the king was a total loser, but not his dead daughter, right? Slam! The young man turned on his heel, only to see nothing. Except, the coffin lid was gone? He moved forward to investigate. Nothing. A crackle of lightning brightened up the church. He could've sworn he saw the shadow of a monster. Must've been his imagination. Dong! Dong! Dong! He heard a low growl as he turned back to the coffin. A scream. Then silence. His demise...

- Hawqallah Abdillah (Year 9)

The Possessed Castle


You finally found the ancient, rusted castle. Your hands quiver as you shove the door open. The hallway seems to never end. Bang! The thunder decides to throw it's deadly spears towards you as if it was a warning... your flashlight begins to flicker as you feel a force throw you backwards and push you towards the ground. You begin to climb back on your feet as you start to become afraid. You begin to feel drained, it's like something feeding on your fear. You begin to panic and dash towards the entrance to discover you've been locked in...

- Lee Greatorex (Year 9)

Null

I hollered in the stagnant sea. Chains of animosity tied me to the burden which was revenge. I soon remembered how my family died before my eyes. My lungs shrunk, my joy assimilated into torment. The headless creature echoed in my mind, reaping the souls of my beloveds in the room dyed red. Its ice-cold gaze snaked down my spine, turning me into a statue. I recalled days of playing with my son, Peritt. If only I'd saved him... All I wished for was revenge on that abomination. Forever imprisoning their souls in the fiery onyx cage filled with abyss.

-Jan Halas (year 9)



YUMMY RECIPES

TERRIFYING TOFFEE APPLES

Ingredients / Equipment

- 8 red apples
- 400g caster sugar
- 1 tsp lemon juice
- 100ml Water
- 4 tbsp golden syrup
- a few drops red food colouring (optional)
- Bamboo skewers or Cake Pop Sticks
- Candy thermometer
- Parchment paper

Method

1. Begin by de-stalking each apple and pouring boiling water onto them. (be careful!) This removes the protective wax on each apple.
2. Push a stick into each apple, preferably where each stem once was.
3. Add the sugar, lemon juice and water into a saucepan and boil until dissolved. Swirl the sugar mixture, but do not stir!
4. Carefully add the golden syrup and simmer the mixture until it reaches 150C on a candy thermometer. Drop a little bit of the mixture into some cold water, if it hardens instantly then it's ready.
5. Working quickly, dip each apple into the mixture, carefully tipping the pan to cover the apples evenly. Lift and let any excess drip back into the pan. Place on parchment paper.




HALLOWEEN PUNCH

Ingredients / Equipment

- 500ml cranberry juice
- 1.5 litres lemonade
- 3 limes, juice only
- large handful gummy worms
- 10 Lychees
- 10 Grapes
- 3 rubber gloves

Method

1. Pour water into the rubber gloves so they are full. Put these in the freezer and leave overnight.
2. Pour all of the ingredients into a large glass bowl and mix until well combined.
3. De-stone the lychees and insert a grape (these are the eyeballs) Add them to the punch.
4. Take the hands out of the freezer and unwrap them (you may need to cut the rubber glove away) Add to the punch. The hands will look spooky as well as keep your punch nice and cold!
5. Drape gummy worms over the side of the bowl



PUTRID PUMPKIN SEEDS

Despite the title of this horrifying recipe, it is ironically quite the delicious snack once prepared correctly. You won't want to miss this one!

Ingredients / Equipment

- Pumpkin seeds
- Olive Oil- However you can substitute this for other oils
- Salt and Pepper
- Paprika
- Colander
- Baking Tray with Parchment Paper

Method

1. Begin by harvesting your pumpkin seeds, whether that be from a freshly carved pumpkin or from a bag of store bought, ready to eat pumpkin seeds from the supermarket.
2. If fresh, wash the seeds by placing them in a colander and using warm water to gently scrape off any bits of pumpkin flesh still left on the outer shells.
3. Pat them dry using a paper towel, making sure they are 100% dry as otherwise the oil will not stick to them!
4. Put them all into a bowl and douse in some oil, so that the seeds are just lightly covered. This will act as a glue for our seasoning, as well as giving our seeds a very nice even colour in the oven!
5. Add a few pinches of salt, pepper as well as paprika into the bowl and toss or mix the seeds, making sure everything is covered. However, you can use any seasoning you like, for example, garlic tastes quite nice too!
6. Spread the seasoned seeds onto a lined baking tray and place into a 177°C preheated oven for 12 to 15 minutes, making sure to toss every 5 minutes to encourage even browning.

And that's it! Now you can enjoy watching spooky movies with a deliciously frightful snack. They are sure to bring every guest to your halloween party this year, or maybe keep them all for yourself!


EERIE EYEBALL CAKE POPS

Ingredients / Equipment

- 100g of madeira cake (or any type of loaf cake)
- 100g Oreo Cookie
- 100g bar milk chocolate, melted
- 200g bar white chocolate, melted
- Few smarties and icing pens to decorate.
- 10 wooden skewers
- ½ small pumpkin or butternut squash, de-seeded, to stand pops in.

Method

1. Break the madeira cake and cookies into the bowl of a food processor, pour in the melted milk chocolate and whizz to combine
2. Tip the mixture into a bowl, then use your hands to roll into about 10 walnut sized balls. Chill for 2 hours until they are really firm.
3. Push a skewer into each ball then carefully spoon the white chocolate over the cake balls to completely cover them. Stand the cake pops in the pumpkin, then press a smartie onto the surface while wet. Chill again until the chocolate has set. Before serving, using the icing pens, add a pupil to each smartie and wiggly red veins to the eyeballs.



POETRY AND STUDENT ARTWORK

MY LITTLE FRIEND

One day, my little friend went missing,
He wasn't behind the cupboard, not under the bed
Not hung up on the chandelier, not in my head.
I looked far and wide for my little friend,
Yet he never seemed to come back,
Till that one night I saw him standing,
by the edge of my bed,
Weilding an axe,
The size of my very head.

The size of my very head!
The size of my very head!
It was huge! The size of my very head.
Yet the body of the figure was miniature,
Like one you'd find sat up on a bookshelf,
With long golden hair, pretty glass eyes,
A smiling face who only knew how to lie.

After that night, my little friend was gone was more,
He wasn't around for play time, not even for dinner,
Every time I won a race, I was the only winner.
I slept without him by my side, Arms empty at show-
and-tell.
It was just such a bore.

Yet, somehow I'd be glad if my little friend,
really.
Went missing.
Because maybe,
just maybe,
I'd be able to sleep well at night,
Without having to see the sight,
Of my little friend,
Watching me,
From my bedroom window.

- Andreja Geceviciute (Year 10)



BEAUTY IS IN THE HEART

Beauty is in the Heart

Her eyes comb through the trees,
Her hair streaks with the stars.
Her dress starts at the shoulders and ends at the knees,
Her steps on the leaves, and acoustic guitar.
She trespasses on a wall of thin ice,
Slipping away from my grasp.
My heart she did entice,
I sang along to the melody, in my low rasp.
Her crimson blush could have rivaled a rose,
Her butterfly pin caught onto a thorn.
Now she will forever lie in a graceful pose,
For her beauty, I will mourn.
Now dead and lost, she met her fate,
For I have known her love was fake.

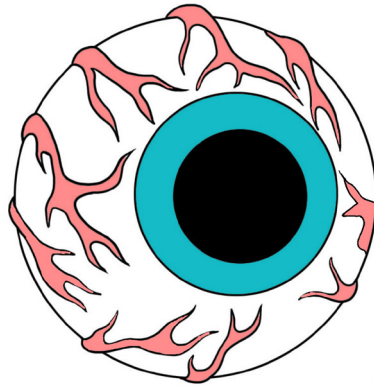
Beauty is in the Heart

His eyes comb through the leaves,
Hair as Dark as night.
Wearing a mask that does deceive,
While we were in each other's sight.
I trespass on ice so thin,
Scrambling away from my own mistake.
Both our hearts are as dark as sin,
He sang a melody whose meaning was fake.
The crimson monster inside me awoke,
My butterfly, killed with a rose.
My eternal home, surrounded by oak,
But now of me, he has disposed.
Now shrouded in forever night,
For I have known I was right.

- Written by Roxanne Parsons and Hawqallah Abdillah
(Year 9)



ART WORK



INTERVIEW

Miss Holland is an English teacher and a lover of all things spooky. Reporters from The Way magazine interviewed Miss Holland about her own Halloween traditions and thoughts on the weird but wonderful holiday.

Was there a key moment in your life that you were interested in Halloween?

My Dad loves Halloween and he always threw big Halloween parties. One year I decided to dress up as a clown and immediately fell in love with the tradition.

What does Halloween mean to you?

It's a time where you can embrace being different. Dressing up makes you happy and makes you want to be whoever you want to be.

Why do you love Halloween so much?

I think I love how it brings people together. Everyone gets together, gets creative and has fun.

What are your Halloween traditions?

It used to be hosting parties but now it's going to parties. We have a movie called double bill and indulge in an American Halloween pastime of candy corn eating.

What are your Halloween plans this year?

We spend a lot of time going to Halloween attractions before actual Halloween to get into the spooky spirit. I've decided to have a halloween wedding in 2 years time and will be using this year as a chance to gain some inspiration for a creepy celebration.

What Halloween film would you recommend?

Everyone should watch Hocus Pocus, Beetlejuice, Adams Family, Hotel Transylvania, Coraline, The Nightmare Before Christmas

What is your favourite thing about Halloween?

My favourite thing is that people embrace different kinds of interests and get together

By Khadijat Ladokun and Sehar Parveen (Year 7)



THE WAY MAGAZINE

Written by students, for students

Believe it or not, this was just a little taster of what we hope the magazine will become.

Look out for our Autumn/Winter issue coming next term.

Want to join our team? Join the 'School Magazine' ESA on a Monday or Wednesday. Alternatively, send any potential magazine publications to school.magazine@mca.manchester.sch.uk.

A huge thank you to our passionate team of editors:

Andreja Geceviciute
Fatema Nazri
Brooke Woods
Hawcallah Abdillah
Roxanne Parsons
Lucy Peters
Katie Thompson
Titilayo Ladokun
Sehar Parveen