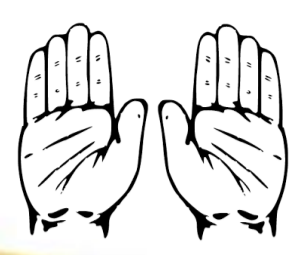


KS3 Drama Curriculum


YEAR 7

Y7 SCHEME 1:
 Subjective Mime
 Objective Mime
 Silent Mime
 Commedia dell'arte
 Melodrama



The Physical Actor:
MIME THEATRE

Characterisation
 Role-Play
 Still Image
 Stock Characters
 Melodramatic Acting
 Tableau
 Building Confidence




Y7 SCHEME 2:
 Script Reading
 What is a Character?
 Themes & Stereotypes
 Character Relationships



Developing Character:
Matilda



Characterisation
 Tableau
 Conscience Alley
 Hot-Seating
 Thought-Track
 Performing from script



Y7 SCHEME 3:
 Staging a Text
 Playwrights Intentions
 Script Analysis



Exploring Text:
Blood Brothers

Stage Directions
 Using Levels & Proxemics
 Analysing a Scene
 Communicating Character
 Positioning a Scene



YEAR 8

Y8 SCHEME 3:
 Homelessness
 Prejudice Society
 Staging Text



Whole Body Characterisation
 Social Stereotypes
 Hot-Seating
 Thought-Track



Devising Character:
The Lion King



Y8 SCHEME 2:
 Creating a Character
 Character Relationships
 Animalistic Physicality



Exaggerated Gestures
 Environment
 Tableau
 Mime & Movement
 Scripted Role-Play



Physical Theatre:
Little Shop of Horrors

Y8 SCHEME 1:
 Making a script physical
 Physical Character
 Ensemble Work



Page to Stage:
Stone Cold

Creative Role-Play
 Script Annotation
 Blocking
 Given Circumstances



YEAR 9

Y9 SCHEME 1:
 EPIC Theatre




Brecht Intro:
Teechers

Breaking the 4th Wall
 Thought-Track
 Multi-Roling
 Direct Address
 Gestus
 Narration



Y9 SCHEME 2:
 Racial Discrimination
 Theatre Staging
 Staging Text



Staging Text:
Noughts & Crosses




Responding to Stimuli
 Story-telling
 Narration
 Stage Positioning
 Playwright Intentions
 Subtext



Y9 SCHEME 3:
 Method Acting



An Actor Prepares:
Stanislavski



Tempo Rhythm
 Belief
 Subtext
 Given Circumstances
 The Magic IF
 Motivation / Objectives
 Emotional Memory

